

Greetings all,

We all had a good time with family and friends in South Africa during the holidays and New Year celebrations.

Whilst there we spent most of our time on a small farm outside of Pretoria with our friends and family and took some time from work.

We celebrated with a big bunch of fireworks, most of them on 'steroids', when we welcomed in the New Year.

We wish you all a wonderful, healthy and prosperous new year.

Our year started with a flood of tent inquiries off our websites and meeting a tight deadline for the large [Mopani Tent](#) being delivered to the [Long Beach Convention Center](#) (Performing Arts Center) for [TED Conferences](#). We went over to do the setup of this tent which was quite challenging in that we had a very limited time to do the setup and at the same time trying to coordinate the logistics with the contractors who were constructing the platform and setting the wood poles for the tent prior to our arrival.

On arrival the contractors had not finished with the wood poles and the weather had changed for the worst and mostly it was cold, rainy and windy making for a tough setup.

The tent was to be set up in the most commanding position ever, right in front of the main entrance of the Convention Center.



The contractors [BTB Events](#) had some fantastic guys who built a fantastic platform and who also put up the vertical wood poles and ring beams under these difficult circumstances and had to constantly change gears when we found that the steel frame did not quite fit on the wood poles as it should have but undeterred, Cisco, the carpenter, came up with a quick fix solution that worked like a charm but put our time-line again under more pressure. In that the vertical wood poles had to be setup flush on the wood platform, there was concern of how we could brace the poles so that the frame would be structurally stable in the wind – this can be seen in the one picture, how we attached shorter poles from the cut-offs, at 45 degrees from the base to the upright poles – see above picture.



*[The Mopani Tent](#) in front of the main entrance*

After considering all our options including cable bracing, we decided on this method and it worked out so well and looked aesthetically pleasing enough that it is a method we will recommend in the future even with poles going through the platform to the ground (in this instance we would use less bracing but enough to enhance the rigidity of the frame.

Next we found that there was a miscommunication on the type of door openings and again we had to change gears rapidly and with the assistance of James, the BTB foreman, we headed to Home Depot to get 4 double wood frame glass doors and rushed them back to the Convention Center where Javier, also a carpenter, together with his small crew worked into the night framing the doors into the tent as we worked around him setting up the ceiling liners in the tent and completing the finishing touches.

With so much time against us, we met our time-lines but with great appreciation for the assistance that the [BTB Events](#) guys lent to us and allowed it all to come together.



*Actor Will Smith inside the Lexus Tent (pole not part of the tent)*

Being the first [Mopani Tent](#) we had setup to date, we were as happy with the outcome as it is truly a very beautiful and spacious tent with a great layout. Lastly, we learned that the tent was ultimately sponsored by Google and that the tent was used for a promotion by Lexus cars.

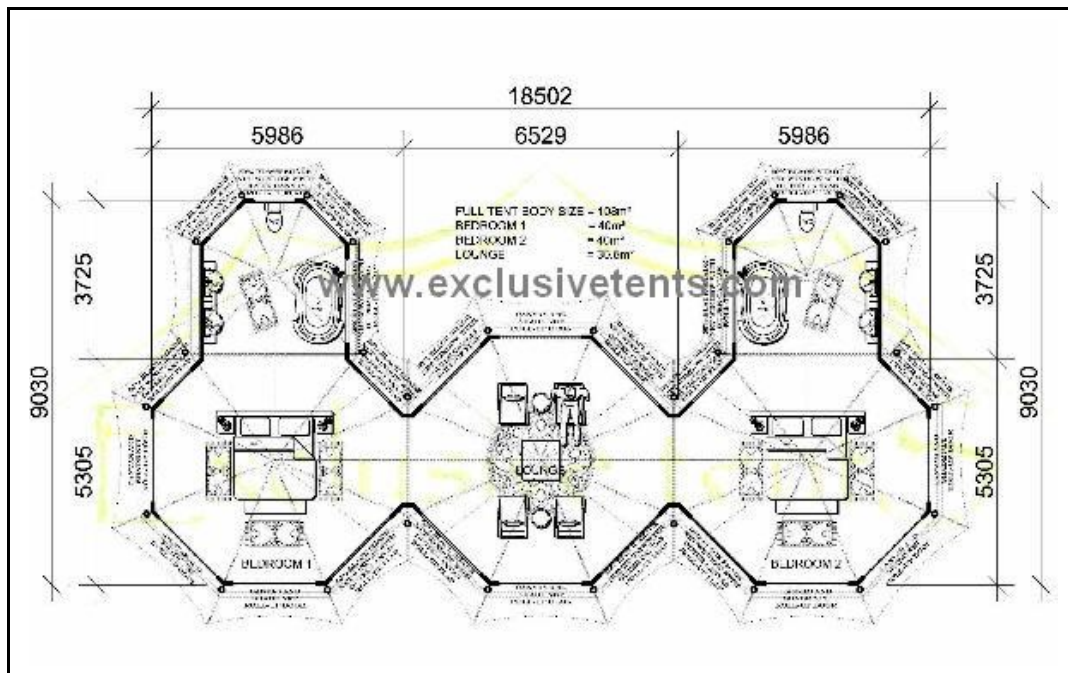


*Actress Meg Ryan in the Mopani Tent*

Bill Gates, Will Smith along with Meg Ryan, Cameron Diaz, Glen Close, Jon Cusak, Ed Norton and a few other celebrities were all in attendance in this tent.

Like most of you, we were truly saddened by the disastrous earth quake that took place in Haiti and the resultant great loss of life. Sad as the situation is, it is worth mentioning that our tents are earth quake resistant structures and fare very well under such adverse conditions. This is one feature that one seldom considers when it comes to our tents and this particular structural advantage.

We have also launched our very new Website at the same original address [www.exclusivetents.com](http://www.exclusivetents.com) so please be sure go back and check it out as well if you would like to reference the old website, it can now be found at [www.actionafrica.com](http://www.actionafrica.com) (please note that the old website will not be maintained and updated further and will be removed at the end of this year)

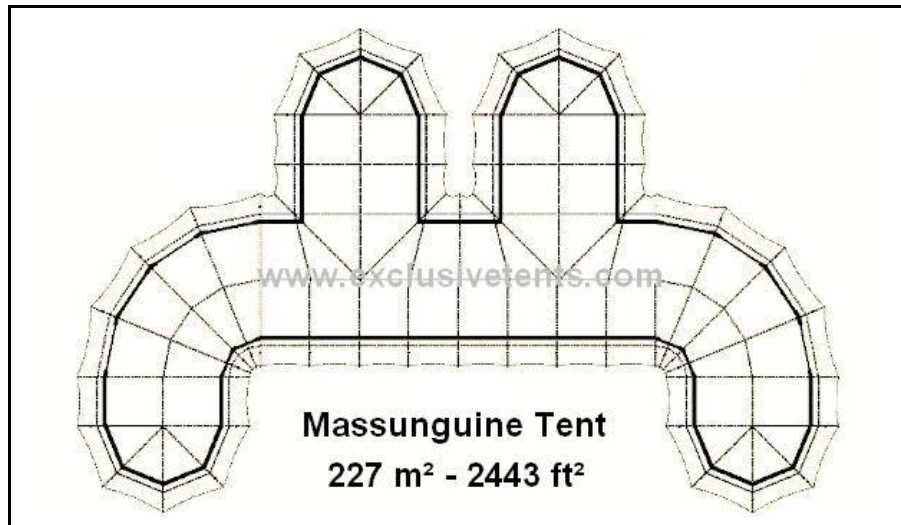


*The Stanley Tent*

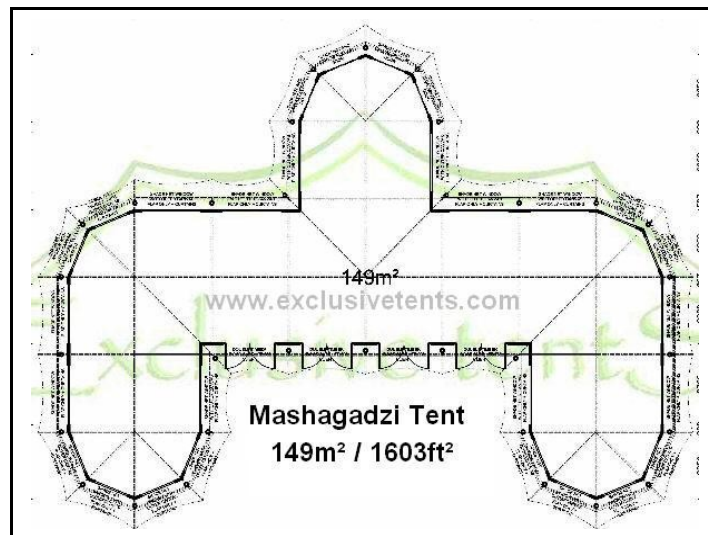
New tents: this is always a fun part of the newsletter, the introduction of new tent designs. In our last newsletter we introduced the [Masbambela and Joao Tents](#) as two new medium sized tents and in this issue we are proud to introduce three new large designs and one medium design tent called the **Stanley Tent**.

The Stanley Tent is an excellent design for a two bedroom tent each with on suite bathrooms and a common room in-between that has a total area of 110 m<sup>2</sup>/1184 ft<sup>2</sup>. The Stanley Tent also comes with an optional covered veranda off the central common room. The Stanley will also be coming out with three other variations that will expand its size up to 140m<sup>2</sup>/1506ft<sup>2</sup>.

[Contact](#) us for more info on these other larger **Stanley Tent Variations**.



The 3 larger tents are the **Tshokwane**, **Mashagadzi**, **Mandleve** and **Massunguine** Tents respectively and they are rather different and unique in design and fill a void in the larger size tents. Because of their size, these tents also lend themselves not only to living space but they are also ideal for alternative uses such as restaurants, receptions, conference centers etc.



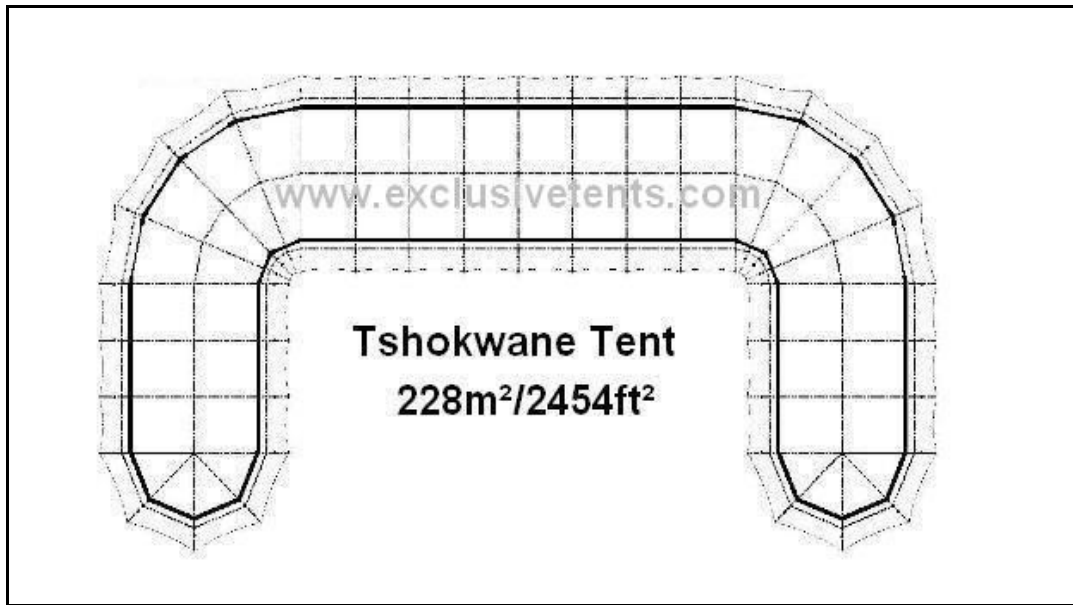
*The larger version of this tent is The **Mandleve Tent** at 217 m<sup>2</sup>/2433 ft<sup>2</sup>*

Though these 4 tents are similar in size and design, each tent allows for a unique and different interior layout than our other tent designs.

As living spaces these larger tents allow for a lot of interior flexibility whether it be open plan or with cozy secluded nooks.

All three designs are also ideally shaped that a beautiful courtyard can be created or is also ideal for a small pool or water feature.

[Contact us](#) for more info on any of these new Larger Tents.



As mentioned in previous newsletters, most of our tents, including the Tshokwane, Mashagadzi, Mandleve and Massunguine tents, are named in the memory of some of these [Magnificent Elephants](#) – click on the link to learn more about these legendary Tuskers and their individual histories.

It is another first and great pleasure for us to announce that we will soon introduce a new range of **Budget Friendly Serengeti Tents**. The new Serengeti Tents will have a smaller gauge frame, lighter fabrics and two roof layers. The rooms will be 12.2 sq meters or 130 sq foot with the option of additional bathroom space in the rear.

All features, openings and colors will be standard except for the bathroom add on option.

These tents should be available after May 1<sup>st</sup>, 2010 but early orders will be accepted as we expect this production line to be very busy when it opens. Check on our website page soon for all the [New Tent Designs](#) as we will have drawings and more details up there soon.

Please remember that we can be followed on [Twitter](#) as well as we have a new presence on [Facebook](#), [Myspace](#), and [Linkedin](#)

[Barefoot Interiors](#) is also excited to introduce the new **Coastal Range** of furniture. This new range of furniture is nearly completed and should be ready to launch at the end of March.

All the pieces reflect a blend of Classic Safari, Mediterranean and Campaign theme that evokes elegance and simplicity.

We are also vigorously working to complete the new Barefoot Interiors website which will be completely revamped.

We hope to announce the new Website going live in the next newsletter.



Those of you who read the last newsletter will remember the [4 Rivers Floating Eco-Lodge](#) project in Cambodia but anyone wanting to see their new updated Website, please click on the link above to see the most recent pictures of the tents, panorama's and night views.



We also now have a new exclusive advertising section on our website and any interested parties should contact [Brian Grisham](#) for more information and costs.

Thanks from us all at Exclusive Tents

Contacts:

Exclusive Tents: [krazy@exclusivetents.com](mailto:krazy@exclusivetents.com)

Barefoot Interiors: [angelika@barefootinteriors.com](mailto:angelika@barefootinteriors.com)

Tel: +1-520-762-9293

Websites:

[www.exclusivetents.com](http://www.exclusivetents.com)

[www.barefootinteriors.com](http://www.barefootinteriors.com)

More below.....





Engineered To Bring You Closer To Nature And  
Allow You The Romance Of Living Under Canvas,  
To Find The True Tranquility And Absolute Pure  
Passion Of Life!

**To be removed from this newsletter mailing list, please send an email  
from the email address you wish to have removed to  
[remove@exclusivetents.com](mailto:remove@exclusivetents.com) with "REMOVE" in the subject line.**